

UC Irvine

UC Irvine Previously Published Works

Title

Search for the rare decays $J/\psi \rightarrow D_s \rho^+$ and $J/\psi \rightarrow D^0 K^{*0}$

Permalink

<https://escholarship.org/uc/item/2ng1d3vx>

Journal

Physical Review D, 89(7)

ISSN

2470-0010

Authors

Ablikim, M

Achasov, MN

Ai, XC

et al.

Publication Date

2014-04-01

DOI

10.1103/physrevd.89.071101

Copyright Information

This work is made available under the terms of a Creative Commons Attribution License, available at <https://creativecommons.org/licenses/by/4.0/>

Peer reviewed

Search for the rare decays $J/\psi \rightarrow D_s^- \rho^+$ and $J/\psi \rightarrow \bar{D}^0 \bar{K}^{*0}$

M. Ablikim¹, M. N. Achasov^{8,a}, X. C. Ai¹, O. Albayrak⁴, M. Albrecht³, D. J. Ambrose⁴¹, F. F. An¹, Q. An⁴², J. Z. Bai¹, R. Baldini Ferroli^{19A}, Y. Ban²⁸, J. V. Bennett¹⁸, M. Bertani^{19A}, J. M. Bian⁴⁰, E. Boger^{21,b}, O. Bondarenko²², I. Boyko²¹, S. Braun³⁷, R. A. Briere⁴, H. Cai⁴⁷, X. Cai¹, O. Cakir^{36A}, A. Calcaterra^{19A}, G. F. Cao¹, S. A. Cetin^{36B}, J. F. Chang¹, G. Chelkov^{21,b}, G. Chen¹, H. S. Chen¹, J. C. Chen¹, M. L. Chen¹, S. J. Chen²⁶, X. Chen¹, X. R. Chen²³, Y. B. Chen¹, H. P. Cheng¹⁶, X. K. Chu²⁸, Y. P. Chu¹, D. Cronin-Hennessy⁴⁰, H. L. Dai¹, J. P. Dai¹, D. Dedovich²¹, Z. Y. Deng¹, A. Denig²⁰, I. Denysenko²¹, M. Destefanis^{45A,45C}, W. M. Ding³⁰, Y. Ding²⁴, C. Dong²⁷, J. Dong¹, L. Y. Dong¹, M. Y. Dong¹, S. X. Du⁴⁹, J. Z. Fan³⁵, J. Fang¹, S. S. Fang¹, Y. Fang¹, L. Fava^{45B,45C}, C. Q. Feng⁴², C. D. Fu¹, O. Fuks^{21,b}, Q. Gao¹, Y. Gao³⁵, C. Geng⁴², K. Goetzen⁹, W. X. Gong¹, W. Gradl²⁰, M. Greco^{45A,45C}, M. H. Gu¹, Y. T. Gu¹¹, Y. H. Guan¹, A. Q. Guo²⁷, L. B. Guo²⁵, T. Guo²⁵, Y. P. Guo²⁰, Y. L. Han¹, F. A. Harris³⁹, K. L. He¹, M. He¹, Z. Y. He²⁷, T. Held³, Y. K. Heng¹, Z. L. Hou¹, C. Hu²⁵, H. M. Hu¹, J. F. Hu³⁷, T. Hu¹, G. M. Huang⁵, G. S. Huang⁴², H. P. Huang⁴⁷, J. S. Huang¹⁴, L. Huang¹, X. T. Huang³⁰, Y. Huang²⁶, T. Hussain⁴⁴, C. S. Ji⁴², Q. Ji¹, Q. P. Ji²⁷, X. B. Ji¹, X. L. Ji¹, L. L. Jiang¹, L. W. Jiang⁴⁷, X. S. Jiang¹, J. B. Jiao³⁰, Z. Jiao¹⁶, D. P. Jin¹, S. Jin¹, T. Johansson⁴⁶, N. Kalantar-Nayestanaki²², X. L. Kang¹, X. S. Kang²⁷, M. Kavatsyuk²², B. Kloss²⁰, B. Kopf³, M. Kornicer³⁹, W. Kuehn³⁷, A. Kupsc⁴⁶, W. Lai¹, J. S. Lange³⁷, M. Lara¹⁸, P. Larin¹³, M. Leyhe³, C. H. Li¹, Cheng Li⁴², Cui Li⁴², D. Li¹⁷, D. M. Li⁴⁹, F. Li¹, G. Li¹, H. B. Li¹, J. C. Li¹, K. Li³⁰, K. Li¹², Lei Li¹, P. R. Li³⁸, Q. J. Li¹, T. Li³⁰, W. D. Li¹, W. G. Li¹, X. L. Li³⁰, X. N. Li¹, X. Q. Li²⁷, Z. B. Li³⁴, H. Liang⁴², Y. F. Liang³², Y. T. Liang³⁷, D. X. Lin¹³, B. J. Liu¹, C. L. Liu⁴, C. X. Liu¹, F. H. Liu³¹, Fang Liu¹, Feng Liu⁵, H. B. Liu¹¹, H. H. Liu¹⁵, H. M. Liu¹, J. Liu¹, J. P. Liu⁴⁷, K. Liu³⁵, K. Y. Liu²⁴, P. L. Liu³⁰, Q. Liu³⁸, S. B. Liu⁴², X. Liu²³, Y. B. Liu²⁷, Z. A. Liu¹, Zhiqiang Liu¹, Zhiqing Liu²⁰, H. Loehner²², X. C. Lou^{1,c}, G. R. Lu¹⁴, H. J. Lu¹⁶, H. L. Lu¹, J. G. Lu¹, X. R. Lu³⁸, Y. Lu¹, Y. P. Lu¹, C. L. Luo²⁵, M. X. Luo⁴⁸, T. Luo³⁹, X. L. Luo¹, M. Lv¹, F. C. Ma²⁴, H. L. Ma¹, Q. M. Ma¹, S. Ma¹, T. Ma¹, X. Y. Ma¹, F. E. Maas¹³, M. Maggiora^{45A,45C}, Q. A. Malik⁴⁴, Y. J. Mao²⁸, Z. P. Mao¹, J. G. Messchendorp²², J. Min¹, T. J. Min¹, R. E. Mitchell¹⁸, X. H. Mo¹, Y. J. Mo⁵, H. Moeini²², C. Morales Morales¹³, K. Moriya¹⁸, N. Yu. Muchnoi^{8,a}, H. Muramatsu⁴⁰, Y. Nefedov²¹, I. B. Nikolaev^{8,a}, Z. Ning¹, S. Nisar⁷, X. Y. Niu¹, S. L. Olsen²⁹, Q. Ouyang¹, S. Pacetti^{19B}, M. Pelizaeus³, H. P. Peng⁴², K. Peters⁹, J. L. Ping²⁵, R. G. Ping¹, R. Poling⁴⁰, N. Q.⁴⁷, M. Qi²⁶, S. Qian¹, C. F. Qiao³⁸, L. Q. Qin³⁰, X. S. Qin¹, Y. Qin²⁸, Z. H. Qin¹, J. F. Qiu¹, K. H. Rashid⁴⁴, C. F. Redmer²⁰, M. Ripka²⁰, G. Rong¹, X. D. Ruan¹¹, A. Sarantsev^{21,d}, K. Schoenning⁴⁶, S. Schumann²⁰, W. Shan²⁸, M. Shao⁴², C. P. Shen², X. Y. Shen¹, H. Y. Sheng¹, M. R. Shepherd¹⁸, W. M. Song¹, X. Y. Song¹, S. Spataro^{45A,45C}, B. Spruck³⁷, G. X. Sun¹, J. F. Sun¹⁴, S. S. Sun¹, Y. J. Sun⁴², Y. Z. Sun¹, Z. J. Sun¹, Z. T. Sun⁴², C. J. Tang³², X. Tang¹, I. Tapan^{36C}, E. H. Thorndike⁴¹, D. Toth⁴⁰, M. Ullrich³⁷, I. Uman^{36B}, G. S. Varner³⁹, B. Wang²⁷, D. Wang²⁸, D. Y. Wang²⁸, K. Wang¹, L. L. Wang¹, L. S. Wang¹, M. Wang³⁰, P. Wang¹, P. L. Wang¹, Q. J. Wang¹, S. G. Wang²⁸, W. Wang¹, X. F. Wang³⁵, Y. D. Wang^{19A}, Y. F. Wang¹, Y. Q. Wang²⁰, Z. Wang¹, Z. G. Wang¹, Z. H. Wang⁴², Z. Y. Wang¹, D. H. Wei¹⁰, J. B. Wei²⁸, P. Weidenkaff²⁰, S. P. Wen¹, M. Werner³⁷, U. Wiedner³, M. Wolke⁴⁶, L. H. Wu¹, N. Wu¹, Z. Wu¹, L. G. Xia³⁵, Y. Xia¹⁷, D. Xiao¹, Z. J. Xiao²⁵, Y. G. Xie¹, Q. L. Xiu¹, G. F. Xu¹, L. Xu¹, Q. J. Xu¹², Q. N. Xu³⁸, X. P. Xu³³, X. Xue¹, L. Yan⁴², W. B. Yan⁴², W. C. Yan⁴², Y. H. Yan¹⁷, H. X. Yang¹, L. Yang⁴⁷, Y. Yang⁵, Y. X. Yang¹⁰, H. Ye¹, M. Ye¹, M. H. Ye⁶, B. X. Yu¹, C. X. Yu²⁷, H. W. Yu²⁸, J. S. Yu²³, S. P. Yu³⁰, C. Z. Yuan¹, W. L. Yuan²⁶, Y. Yuan¹, A. Yuncu^{36B}, A. A. Zafar⁴⁴, A. Zallo^{19A}, S. L. Zang²⁶, Y. Zeng¹⁷, B. X. Zhang¹, B. Y. Zhang¹, C. Zhang²⁶, C. B. Zhang¹⁷, C. C. Zhang¹, D. H. Zhang¹, H. H. Zhang³⁴, H. Y. Zhang¹, J. J. Zhang¹, J. Q. Zhang¹, J. W. Zhang¹, J. Y. Zhang¹, J. Z. Zhang¹, S. H. Zhang¹, X. J. Zhang¹, X. Y. Zhang³⁰, Y. Zhang¹, Y. H. Zhang¹, Z. H. Zhang⁵, Z. P. Zhang⁴², Z. Y. Zhang⁴⁷, G. Zhao¹, J. W. Zhao¹, Lei Zhao⁴², Ling Zhao¹, M. G. Zhao²⁷, Q. Zhao¹, Q. W. Zhao¹, S. J. Zhao⁴⁹, T. C. Zhao¹, X. H. Zhao²⁶, Y. B. Zhao¹, Z. G. Zhao⁴², A. Zhemchugov^{21,b}, B. Zheng⁴³, J. P. Zheng¹, Y. H. Zheng³⁸, B. Zhong²⁵, L. Zhou¹, Li Zhou²⁷, X. Zhou⁴⁷, X. K. Zhou³⁸, X. R. Zhou⁴², X. Y. Zhou¹, K. Zhu¹, K. J. Zhu¹, X. L. Zhu³⁵, Y. C. Zhu⁴², Y. S. Zhu¹, Z. A. Zhu¹, J. Zhuang¹, B. S. Zou¹, J. H. Zou¹

(BESIII Collaboration)

¹ Institute of High Energy Physics, Beijing 100049, People's Republic of China

² Beihang University, Beijing 100191, People's Republic of China

³ Bochum Ruhr-University, D-44780 Bochum, Germany

⁴ Carnegie Mellon University, Pittsburgh, Pennsylvania 15213, USA

⁵ Central China Normal University, Wuhan 430079, People's Republic of China

⁶ China Center of Advanced Science and Technology, Beijing 100190, People's Republic of China

⁷ COMSATS Institute of Information Technology, Lahore, Defence Road, Off Raiwind Road, 54000 Lahore

⁸ G.I. Budker Institute of Nuclear Physics SB RAS (BINP), Novosibirsk 630090, Russia

⁹ GSI Helmholtzcentre for Heavy Ion Research GmbH, D-64291 Darmstadt, Germany

¹⁰ Guangxi Normal University, Guilin 541004, People's Republic of China

¹¹ GuangXi University, Nanning 530004, People's Republic of China

¹² Hangzhou Normal University, Hangzhou 310036, People's Republic of China

¹³ Helmholtz Institute Mainz, Johann-Joachim-Becher-Weg 45, D-55099 Mainz, Germany

¹⁴ Henan Normal University, Xinxiang 453007, People's Republic of China

¹⁵ Henan University of Science and Technology, Luoyang 471003, People's Republic of China

¹⁶ Huangshan College, Huangshan 245000, People's Republic of China

¹⁷ Hunan University, Changsha 410082, People's Republic of China

¹⁸ Indiana University, Bloomington, Indiana 47405, USA

- ¹⁹ (A)INFN Laboratori Nazionali di Frascati, I-00044, Frascati, Italy; (B)INFN and University of Perugia, I-06100, Perugia, Italy
- ²⁰ Johannes Gutenberg University of Mainz, Johann-Joachim-Becher-Weg 45, D-55099 Mainz, Germany
- ²¹ Joint Institute for Nuclear Research, 141980 Dubna, Moscow region, Russia
- ²² KVI, University of Groningen, NL-9747 AA Groningen, The Netherlands
- ²³ Lanzhou University, Lanzhou 730000, People's Republic of China
- ²⁴ Liaoning University, Shenyang 110036, People's Republic of China
- ²⁵ Nanjing Normal University, Nanjing 210023, People's Republic of China
- ²⁶ Nanjing University, Nanjing 210093, People's Republic of China
- ²⁷ Nankai University, Tianjin 300071, People's Republic of China
- ²⁸ Peking University, Beijing 100871, People's Republic of China
- ²⁹ Seoul National University, Seoul, 151-747 Korea
- ³⁰ Shandong University, Jinan 250100, People's Republic of China
- ³¹ Shanxi University, Taiyuan 030006, People's Republic of China
- ³² Sichuan University, Chengdu 610064, People's Republic of China
- ³³ Soochow University, Suzhou 215006, People's Republic of China
- ³⁴ Sun Yat-Sen University, Guangzhou 510275, People's Republic of China
- ³⁵ Tsinghua University, Beijing 100084, People's Republic of China
- ³⁶ (A)Ankara University, Dogol Caddesi, 06100 Tandogan, Ankara, Turkey; (B)Dogus University, 34722 Istanbul, Turkey; (C)Uludag University, 16059 Bursa, Turkey
- ³⁷ Universitaet Giessen, D-35392 Giessen, Germany
- ³⁸ University of Chinese Academy of Sciences, Beijing 100049, People's Republic of China
- ³⁹ University of Hawaii, Honolulu, Hawaii 96822, USA
- ⁴⁰ University of Minnesota, Minneapolis, Minnesota 55455, USA
- ⁴¹ University of Rochester, Rochester, New York 14627, USA
- ⁴² University of Science and Technology of China, Hefei 230026, People's Republic of China
- ⁴³ University of South China, Hengyang 421001, People's Republic of China
- ⁴⁴ University of the Punjab, Lahore-54590, Pakistan
- ⁴⁵ (A)University of Turin, I-10125, Turin, Italy; (B)University of Eastern Piedmont, I-15121, Alessandria, Italy; (C)INFN, I-10125, Turin, Italy
- ⁴⁶ Uppsala University, Box 516, SE-75120 Uppsala
- ⁴⁷ Wuhan University, Wuhan 430072, People's Republic of China
- ⁴⁸ Zhejiang University, Hangzhou 310027, People's Republic of China
- ⁴⁹ Zhengzhou University, Zhengzhou 450001, People's Republic of China
- ^a Also at the Novosibirsk State University, Novosibirsk, 630090, Russia
- ^b Also at the Moscow Institute of Physics and Technology, Moscow 141700, Russia
- ^c Also at University of Texas at Dallas, Richardson, Texas 75083, USA
- ^d Also at the PNPI, Gatchina 188300, Russia

(Dated: November 16, 2021)

A search for the rare decays of $J/\psi \rightarrow D_s^- \rho^+ + c.c.$ and $J/\psi \rightarrow \overline{D}^0 \overline{K}^{*0} + c.c.$ is performed with a data sample of 225.3 million J/ψ events collected with the BESIII detector. No evident signal is observed. Upper limits on the branching fractions are determined to be $\mathcal{B}(J/\psi \rightarrow D_s^- \rho^+ + c.c.) < 1.3 \times 10^{-5}$ and $\mathcal{B}(J/\psi \rightarrow \overline{D}^0 \overline{K}^{*0} + c.c.) < 2.5 \times 10^{-6}$ at the 90% confidence level.

PACS numbers: 13.25.Gv, 14.40.Lb, 12.60.-i

I. INTRODUCTION

The decays of the low-lying charmonium state J/ψ , which is below open-charm threshold, are dominated by strong interactions through intermediate gluons and electromagnetic interactions through virtual photons, where both the intermediate gluons and photons are produced by $c\bar{c}$ annihilation. However, flavor-changing weak decays of J/ψ through virtual intermediate bosons are also possible in the standard model (SM) framework, and the branching fractions of J/ψ inclusive weak decays are estimated to be on the order of 10^{-8} [1]. Several models addressing new physics, including the top-color model, the minimal supersymmetric standard model (MSSM)

with R -parity violation and a general two-Higgs-doublet model (2HDM), allow J/ψ flavor-changing processes to occur with branching fractions around 10^{-5} , which may be measurable in experiments [2, 3]. Searches for rare J/ψ decays to a single charmed meson provide an experimental test of the SM, and a way to look for possible new physics beyond the SM.

The BESII experiment has searched for semileptonic decays and hadronic decays of $J/\psi \rightarrow D_s^- \pi^+$, $J/\psi \rightarrow D^- \pi^+$, and $J/\psi \rightarrow \overline{D}^0 \overline{K}^0$ [4], and set upper limits on the order of $10^{-4} \sim 10^{-5}$ using a sample of 5.8×10^7 J/ψ events [5, 6]. With the prospect of high statistics J/ψ samples, theoretical calculations of the branching fractions of two-body hadronic weak

decays of $J/\psi \rightarrow DP/DV$, where D represents a charmed meson and P and V the pseudoscalar and vector mesons, respectively, have been performed [7–12]. The branching fractions of $J/\psi \rightarrow D_s^- \rho^+$ and $J/\psi \rightarrow \bar{D}^0 \bar{K}^{*0}$ are predicted to be higher than those of $J/\psi \rightarrow D_s^- \pi^+$ and $J/\psi \rightarrow \bar{D}^0 \bar{K}^0$, e.g. the relative ratio $\mathcal{B}(J/\psi \rightarrow D_s^- \rho^+)/\mathcal{B}(J/\psi \rightarrow D_s^- \pi^+) = 4.2$ [12].

In this analysis, we search for two Cabibbo-favored decay modes $J/\psi \rightarrow D_s^- \rho^+$ [Fig. 1(a)] and $J/\psi \rightarrow \bar{D}^0 \bar{K}^{*0}$ [Fig. 1(b)] based on $(225.3 \pm 2.8) \times 10^6$ J/ψ events [13] accumulated with the Beijing Spectrometer III (BESIII) detector [14], located at the Beijing Electron-Positron Collider (BEPCII) [15].

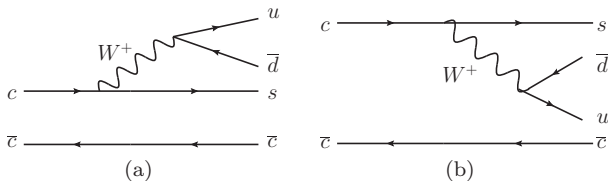


FIG. 1. Leading order Feynman diagrams for (a) $J/\psi \rightarrow D_s^- \rho^+$ and (b) $J/\psi \rightarrow \bar{D}^0 \bar{K}^{*0}$.

II. THE BESIII EXPERIMENT AND MONTE CARLO SIMULATION

The BESIII detector with a geometrical acceptance of 93% of 4π , consists of: a small-celled, helium-based main drift chamber (MDC), an electromagnetic calorimeter (EMC) made of CsI(Tl) crystals, a plastic scintillator time-of-flight system (TOF), a super-conducting solenoid magnet, and a muon chamber system (MUC) made of Resistive Plate Chambers (RPCs). The detector has been described in detail elsewhere [14].

The optimization of the event selection and the estimation of physics backgrounds are performed using Monte Carlo (MC) simulated data samples. The GEANT4-based simulation software BOOST [16] includes the geometric and material description of the BESIII detectors and the detector response and digitization models, as well as the tracking of the detector running conditions and performance. The production of the J/ψ resonance is simulated by the MC event generator KKMC [17]; the known decay modes are generated by EVTGEN [18] with branching fractions set at world average values [19], while the remaining unknown decay modes are modeled by LUNDCHARM [20].

III. DATA ANALYSIS

In order to avoid large background contamination from conventional J/ψ hadronic decays, the D_s^- and \bar{D}^0 mesons are identified by their semileptonic decays $D_s^- \rightarrow \phi e^- \bar{\nu}_e$ with $\phi \rightarrow K^+ K^-$ and $\bar{D}^0 \rightarrow K^+ e^- \bar{\nu}_e$, where the electron is used to tag the events and the

missing energy due to the escaping neutrino is also used to suppress backgrounds. Since the neutrinos are undetectable, the D_s^- and \bar{D}^0 mesons can not be directly identified by their invariant mass of the decay products. However, because of the two-body final states, they can be identified in the distribution of mass recoiling against the ρ^+ and \bar{K}^{*0} in $\rho^+ \rightarrow \pi^+ \pi^0$ ($\pi^0 \rightarrow \gamma\gamma$) and $\bar{K}^{*0} \rightarrow K^- \pi^+$ decays, respectively.

Charged tracks in BESIII are reconstructed from MDC hits. For each charged track, the polar angle must satisfy $|\cos\theta| < 0.93$, and it must pass within ± 20 cm from the interaction point in the beam direction and within ± 2 cm of the beam line in the plane perpendicular to the beam. The number of charged tracks is required to be four with zero net charge. The TOF and the specific energy loss dE/dx of a particle measured in the MDC are combined to calculate particle identification (ID) probabilities $\text{Prob}(i)$, where i ($i = e/\pi/K/p$) is the particle type. $\text{Prob}(K) > \text{Prob}(\pi)$ and $\text{Prob}(K) > \text{Prob}(p)$ are required for kaon candidates, while $\text{Prob}(\pi) > \text{Prob}(e)$, $\text{Prob}(\pi) > \text{Prob}(K)$ and $\text{Prob}(\pi) > \text{Prob}(p)$ are required for pion candidates. For electron candidates, besides the particle identification requirement of $\text{Prob}(e) > \text{Prob}(\pi)$ and $\text{Prob}(e) > \text{Prob}(K)$, $E/cP > 0.8$ is also required, where E/cP is the ratio of the energy deposited in the EMC to the momentum reconstructed from the MDC. In addition, $|\cos\theta| < 0.8$ is required for electron candidates since the particle ID efficiencies between data and MC agree better in the barrel.

Photon candidates are reconstructed by clustering EMC crystal energies. Efficiency and energy resolution are improved by including energy deposits in nearby TOF counters. A photon candidate has to be more than 20° away from any charged track, and the minimum energy is 25 MeV for barrel showers ($|\cos\theta| < 0.80$) and 50 MeV for end cap showers ($0.86 < |\cos\theta| < 0.92$). An EMC timing requirement, i.e., $0 \leq t \leq 700$ ns, is used to suppress electronic noise and energy deposits in the EMC unrelated to the events. Kinematic fits of pairs of photon candidates to the π^0 mass are performed. When there are more than two photons, all possible $\gamma\gamma$ combinations are considered, and the one yielding the smallest $\chi_{\gamma\gamma}^2$ is retained.

In the selection of $J/\psi \rightarrow D_s^- \rho^+ \rightarrow \phi e^- \bar{\nu}_e \pi^+ \pi^0 \rightarrow \gamma\gamma K^+ K^- \pi^+ e^- \bar{\nu}_e$, four charged track candidates and at least two photons are required. The invariant mass of $K^+ K^-$ for a ϕ candidate is required to satisfy $M_{K^+ K^-} \in (1.01, 1.03) \text{ GeV}/c^2$. The invariant mass distribution of $\rho^+ (\pi^0 \pi^+)$ candidates is shown in Fig. 2(a) [21], and the requirement $0.62 \text{ GeV}/c^2 < M_{\pi^0 \pi^+} < 0.95 \text{ GeV}/c^2$ is used to select ρ candidates. The $\chi_{\gamma\gamma}^2$ of the kinematic fit should be less than 200 for the π^0 candidates in this selection.

The missing four-momentum (E_{miss}, \vec{P}_{miss}), which represents the four-momentum of the missing neutrino, is determined from the difference between the net four-momentum of the J/ψ particle and the sum of the four-momenta of all detected particles in the event. The miss-

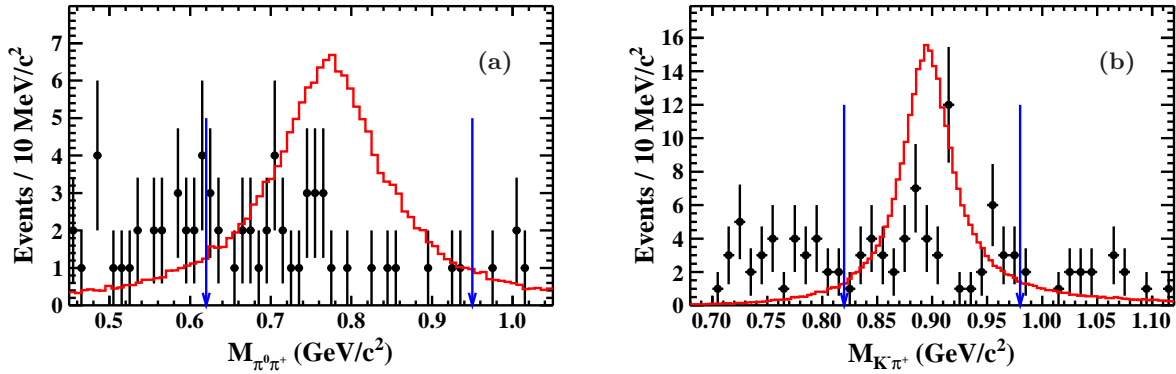


FIG. 2. The invariant mass distributions of resonance candidates for (a) ρ^+ from $J/\psi \rightarrow D_s^- \rho^+$, $\rho^+ \rightarrow \pi^+\pi^0(\pi^0 \rightarrow \gamma\gamma)$, and (b) \bar{K}^{*0} from $J/\psi \rightarrow \bar{D}^0 \bar{K}^{*0}$, $\bar{K}^{*0} \rightarrow K^-\pi^+$. The requirements of $M_{\pi^0\pi^+} \in (0.62, 0.95)$ GeV/c^2 and $M_{K^-\pi^+} \in (0.82, 0.98)$ GeV/c^2 are shown in the figures by vertical arrows. The dots with error bars are data, while the histograms represent distributions of the arbitrarily normalized exclusive signal MC events.

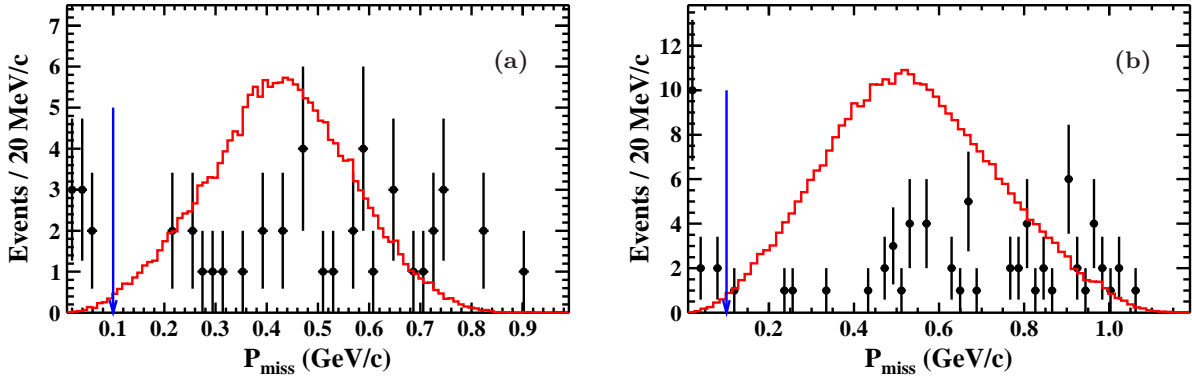


FIG. 3. P_{miss} distributions for the decay of (a) $J/\psi \rightarrow D_s^- \rho^+$, and (b) $J/\psi \rightarrow \bar{D}^0 \bar{K}^{*0}$. The requirement $P_{miss} > 0.1$ GeV/c is shown in the figures by vertical arrows. The dots with error bars are data, while the histograms represent distributions of the arbitrarily normalized exclusive signal MC events.

ing momentum (P_{miss}) distribution is shown in Fig. 3(a). P_{miss} is required to be larger than 0.1 GeV/c to reduce the backgrounds from J/ψ decays to final states with four charged particles and no missing particles but with e/π misidentification. Figure 4(a) shows the distribution of $U_{miss} = E_{miss} - cP_{miss}$, and $|U_{miss}|$ is required to be less than 0.05 GeV to reduce backgrounds such as $K^+K^-\pi^+\pi^-$ with multiple π^0 or γ in the final state, which were not rejected by prior criteria. After all selection criteria are applied, 11 events survive in the (1.85, 2.10) GeV/c^2 mass region in the distribution of mass recoiling against the ρ^+ , which is shown in Fig. 5(a). No accumulation of events in the signal region is found.

In the selection of $J/\psi \rightarrow \bar{D}^0 \bar{K}^{*0} \rightarrow K^+K^-\pi^+e^-\bar{\nu}_e$, there are only four charged tracks in the final state. To suppress backgrounds containing π^0 s, kinematic fits to the π^0 mass are also performed if there are at least two photons in addition to the charged tracks. If there is a π^0 candidate with $\chi_{\gamma\gamma}^2 < 20$, the event is vetoed. The

$K^-\pi^+$ invariant mass distribution is shown in Fig. 2(b). To select \bar{K}^{*0} candidates, the $K^-\pi^+$ invariant mass is required to satisfy $M_{K^-\pi^+} \in (0.82, 0.98)$ GeV/c^2 . The $P_{miss} > 0.1$ GeV/c and $|U_{miss}| < 0.02$ GeV requirements are also used to suppress the backgrounds with e/π misidentification or multiphotons in the final states, and their distributions are shown in Figs. 3(b) and 4(b), respectively. After all selection criteria are applied, 11 events survive in the (1.82, 1.90) GeV/c^2 mass region in the distribution of mass recoiling against the \bar{K}^{*0} , which is shown in Fig. 5(b). No accumulation of events in the signal region is found.

MC simulations are used to determine mass resolutions, selection efficiencies and to study possible backgrounds. 600,000 exclusive signal MC events are generated, and the selection efficiencies are determined to be $(7.79 \pm 0.04)\%$ and $(21.83 \pm 0.06)\%$ for $J/\psi \rightarrow D_s^- \rho^+$ and $J/\psi \rightarrow \bar{D}^0 \bar{K}^{*0}$, respectively. 200 million inclusive J/ψ MC events are used to investigate possible backgrounds

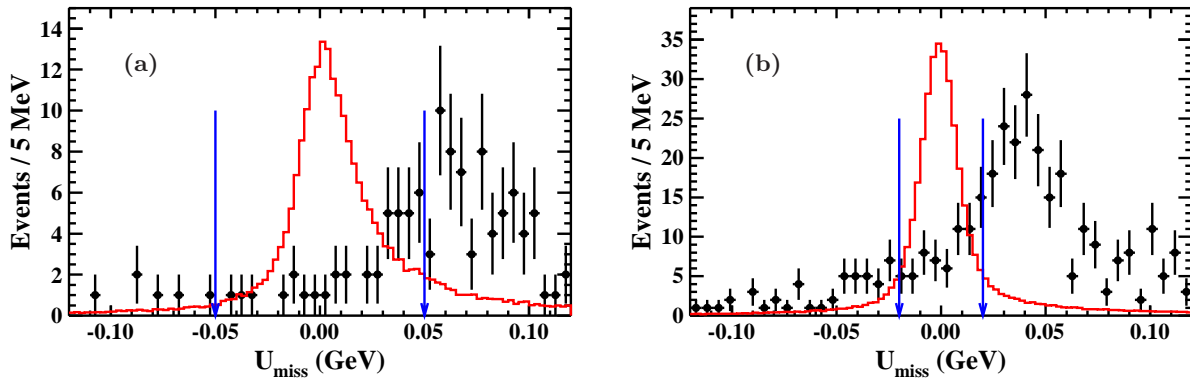


FIG. 4. U_{miss} distributions for the decay of (a) $J/\psi \rightarrow D_s^- \rho^+$, and (b) $J/\psi \rightarrow \overline{D}^0 \overline{K}^{*0}$. The requirements $|U_{miss}| < 0.05$ GeV and $|U_{miss}| < 0.02$ GeV are shown in the figures by vertical arrows. The dots with error bars are data, while the histograms represent distributions of the arbitrarily normalized exclusive signal MC events.

from J/ψ decays. For the decay $J/\psi \rightarrow D_s^- \rho^+$, 11 MC events pass the final selection criteria and 8 of them are due to e/π misidentification, where a pion is identified as an electron. For the remaining three events, two events are $\pi^0 \rightarrow \gamma e^+ e^-$, where an electron is identified as a pion, and the other is $\pi^+ \rightarrow \mu^+ \nu_\mu, \mu^+ \rightarrow e^+ \nu_e \overline{\nu}_\mu$. For the decay $J/\psi \rightarrow \overline{D}^0 \overline{K}^{*0}$, 10 MC events pass the final selection criteria. Seven events are due to e/π misidentification, two events are from $\pi^0 \rightarrow \gamma e^+ e^-$, and the other event from $\pi^+ \rightarrow \mu^+ \nu_\mu, \mu^+ \rightarrow e^+ \nu_e \overline{\nu}_\mu$. From the inclusive MC study, both the number of surviving background events and their distributions shown as the dashed histogram in Fig. 5, are consistent with data.

Sideband events are also used to estimate the background. Here, the background contributions are estimated using U_{miss} sidebands, defined as $|U_{miss}| \in (0.05, 0.10)$ GeV and $|U_{miss}| \in (0.08, 0.10)$ GeV for $J/\psi \rightarrow D_s^- \rho^+$ and $J/\psi \rightarrow \overline{D}^0 \overline{K}^{*0}$ respectively. There are 15 and 9 sideband events surviving in the D_s^- and \overline{D}^0 mass region. The number of surviving background events and their distributions from sideband data are also consistent with data.

IV. SYSTEMATIC ERRORS

In this analysis, the systematic errors in the determination of the branching fraction upper limits mainly come from the following sources:

- **MDC tracking:** The MDC tracking efficiency is studied in clean channels like $J/\psi \rightarrow \rho \pi \rightarrow \pi^+ \pi^- \pi^0$, $J/\psi \rightarrow p \overline{p} \pi^+ \pi^-$, and $J/\psi \rightarrow K_S^0 K^+ \pi^-$ samples [22]. It is found that the MC simulation agrees with data within 1.0% for each charged track. Therefore 4.0% is taken as the systematic error on the tracking efficiency for the two channels analyzed with four charged tracks in the final states.

- **Photon detection:** The photon detection efficiency is studied from $J/\psi \rightarrow \rho^0 \pi^0$ and photon conversion via $e^+ e^- \rightarrow \gamma \gamma$ [23]. The difference between the detection efficiencies of data and MC simulation is 1.0% for each photon.
- **Particle ID:** The particle ID efficiencies of electrons, pions, and kaons are studied with samples of radiative Bhabha events, $J/\psi \rightarrow p \overline{p} \pi^+ \pi^-$, and $J/\psi \rightarrow K_S^0 K^+ \pi^-$, respectively [22]. The kaon, pion, and electron particle ID efficiencies for data agree with MC simulation within 1% for each charged particle, and 4% is taken as the systematic error from this source.
- **π^0 kinematic fit:** To estimate the systematic error from the π^0 kinematic fit in the analysis of $J/\psi \rightarrow D_s^- \rho^+$, a clean π^0 sample is selected from $J/\psi \rightarrow \rho^+ \pi^- (\rho^+ \rightarrow \pi^0 \pi^+)$ without the kinematic fit. Events with two oppositely charged tracks identified as pions and two photons are selected. Further, the π^- momentum is required to be in the range of $P_{\pi^-} \in (1.4, 1.5)$ GeV/c, and the $\pi^+ \pi^- \pi^0$ invariant mass is required to be in the J/ψ mass region $|M_{\pi^+ \pi^- \pi^0} - M_{J/\psi}| < 0.05$ GeV/c². In addition, E/cP is required to be less than 0.8 to remove Bhabha events.

After the above selection, a same π^0 kinematic fit as the one in the selection of $J/\psi \rightarrow D_s^- \rho^+$ is done on the candidates. The same analysis is also performed with MC events. The efficiency difference between data and MC simulation due to the π^0 kinematic fit with $\chi^2 < 200$ is 0.2%, which is regarded as the systematic error.

Applying a similar method, the efficiency difference of the π^0 kinematic fit used for vetoing events in the decay $J/\psi \rightarrow \overline{D}^0 \overline{K}^{*0}$ is determined to be 1.0% using a sample of $J/\psi \rightarrow \overline{K}^{*0} K_S^0 (\overline{K}^{*0} \rightarrow K^- \pi^+, K_S^0 \rightarrow \pi^+ \pi^-)$ events.

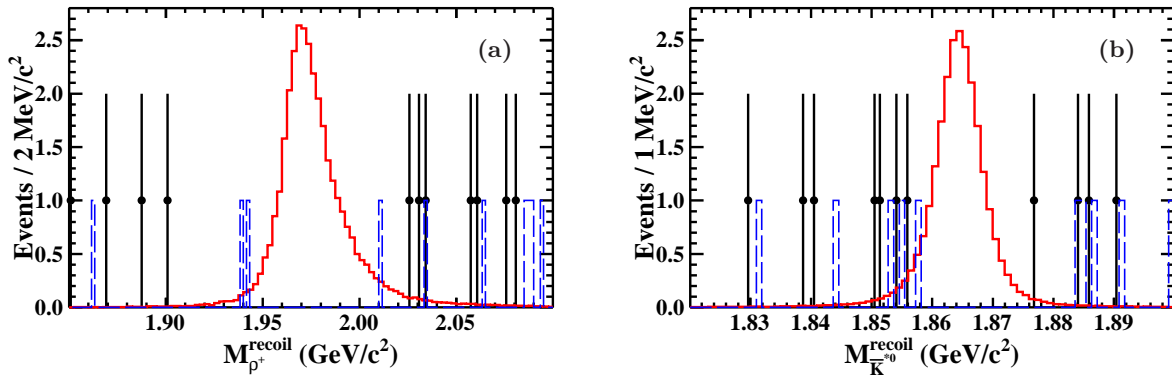


FIG. 5. Mass distributions recoiling against (a) ρ^+ from $J/\psi \rightarrow D_s^- \rho^+$ and (b) \bar{K}^{*0} from $J/\psi \rightarrow \bar{D}^0 \bar{K}^{*0}$. Data are shown by dots with error bars. The solid histograms are the unnormalized MC simulated signal events, while the dashed histograms are background distributions from selected inclusive MC events.

- Mass window requirements: The systematic errors of the mass window requirements are due to the difference in mass resolution between MC simulation and data and are estimated from some control samples, which are selected without the mass window requirements. The uncertainty is obtained by comparing the efficiencies of mass window requirements between data and MC events. The uncertainties of ϕ , ρ^+ , and \bar{K}^{*0} mass window requirements are 1.0%, 1.0%, 0.5% using samples of $J/\psi \rightarrow \gamma \phi \phi (\phi \rightarrow K^+ K^-)$, $J/\psi \rightarrow \rho^+ \pi^-$, and $J/\psi \rightarrow \bar{K}^{*0} K_S^0$, respectively.
- U_{miss} requirement: The systematic error of the U_{miss} window requirement is due to the mass resolution difference between MC simulation and data. Using a similar method as that used for the mass window requirement, the uncertainties of the U_{miss} requirements are 1.0% for $J/\psi \rightarrow D_s^- \rho^+$ and 4.0% for $J/\psi \rightarrow \bar{D}^0 \bar{K}^{*0}$, which are different for the two channels since the U_{miss} requirements are different in these two channels.
- Intermediate decays: The errors on the intermediate decay branching fractions of $D_s^- \rightarrow \phi e^- \bar{\nu}_e$, $\phi \rightarrow K^+ K^-$, $\rho^+ \rightarrow \pi^+ \pi^0$, $\pi^0 \rightarrow \gamma \gamma$, and $\bar{D}^0 \rightarrow K^+ e^- \bar{\nu}_e$, $\bar{K}^{*0} \rightarrow K^- \pi^+$ are taken from world average values [19], and by adding them in quadrature, 5.7% and 1.1% are the errors for $J/\psi \rightarrow D_s^- \rho^+$ and $J/\psi \rightarrow \bar{D}^0 \bar{K}^{*0}$, respectively.

The systematic error contributions studied above, the error due to the uncertainty on the number of J/ψ events [13] and MC statistics are all summarized in Table I. The total systematic errors are obtained by summing them in quadrature, assuming they are independent.

TABLE I. Summary of systematic errors (%).

Sources	$J/\psi \rightarrow D_s^- \rho^+$	$J/\psi \rightarrow \bar{D}^0 \bar{K}^{*0}$
MDC tracking	4.0	4.0
Photon detection	2.0	2.0
Particle ID	4.0	4.0
π^0 kinematic fit	0.2	1.0
ϕ mass window	1.0	–
ρ^+ mass window	1.0	–
\bar{K}^{*0} mass window	–	0.5
U_{miss} window	1.0	4.0
Intermediate decays	5.7	1.1
MC statistics	0.5	0.3
Number of J/ψ events	1.2	1.2
Total	8.6	7.5

V. RESULTS

No excess of $J/\psi \rightarrow D_s^- \rho^+$ or $J/\psi \rightarrow \bar{D}^0 \bar{K}^{*0}$ events above background is observed. The upper limits on the branching fractions of these decay modes are calculated using

$$\mathcal{B} < \frac{N_{UL}}{N_{J/\psi} \varepsilon \mathcal{B}_{inter} (1 - \sigma^{sys})}, \quad (1)$$

where N_{UL} is the upper limit of the number of observed events at the 90% confidence level (90% C.L.), $N_{J/\psi}$ is the number of J/ψ events, ε is the detection efficiency, \mathcal{B}_{inter} is the intermediate branching fraction, and σ^{sys} is the systematic error.

The upper limits for the observed number of events at the 90% C.L. are 2.5 for $J/\psi \rightarrow D_s^- \rho^+$ and 2.7 for $J/\psi \rightarrow \bar{D}^0 \bar{K}^{*0}$ using a series of unbinned extended maximum likelihood fits. In the fit, the recoil mass distributions of data, shown in Fig. 5, are fitted with a proba-

TABLE II. Numbers used in the calculation of upper limits on the branching fractions of $J/\psi \rightarrow D_s^- \rho^+$ and $J/\psi \rightarrow \overline{D^0} \overline{K}^{*0}$. ε is the detection efficiency, \mathcal{B}_{inter} is the intermediate branching fraction, σ^{sys} is the systematic error, N_{UL} is the upper limit of the number of observed events at the 90% C.L., \mathcal{B} is the upper limit at the 90% C.L. on the branching fraction.

Decay mode	Intermediate decay	ε	\mathcal{B}_{inter}	σ^{sys}	N_{UL}	\mathcal{B} (90% C.L.)
$J/\psi \rightarrow D_s^- \rho^+$	$D_s^- \rightarrow \phi e^- \overline{\nu}_e$, $\phi \rightarrow K^+ K^-$, $\rho^+ \rightarrow \pi^+ \pi^0$, $\pi^0 \rightarrow \gamma \gamma$	7.79%	1.20%	8.6%	2.5	$< 1.3 \times 10^{-5}$
$J/\psi \rightarrow \overline{D^0} \overline{K}^{*0}$	$\overline{D^0} \rightarrow K^+ e^- \overline{\nu}_e$, $\overline{K}^{*0} \rightarrow K^- \pi^+$	21.83%	2.37%	7.5%	2.7	$< 2.5 \times 10^{-6}$

bility density function (p.d.f.) signal shape determined from MC simulations, and the background is represented by a second-order Chebychev polynomial. The likelihood distribution, determined by varying the number of signal events from zero to a large number, is taken as the p.d.f. N_{UL} is the number of events corresponding to 90% of the integral of the p.d.f. The fit-related uncertainties are estimated by using different fit ranges and different orders of the background polynomial, and N_{UL} is taken as maximum value among the variations. All numbers used in the calculations of the upper limits on the branching fractions are shown in Table II.

In summary, a search for the weak decays of $J/\psi \rightarrow D_s^- \rho^+$ and $J/\psi \rightarrow \overline{D^0} \overline{K}^{*0}$ has been performed using a sample of $(225.3 \pm 2.8) \times 10^6 J/\psi$ events collected at the BESIII detector. No evident signal is observed and upper limits at the 90% C.L. are set on the branching fractions, $\mathcal{B}(J/\psi \rightarrow D_s^- \rho^+) < 1.3 \times 10^{-5}$ and $\mathcal{B}(J/\psi \rightarrow \overline{D^0} \overline{K}^{*0}) < 2.5 \times 10^{-6}$, for the first time. These upper limits exclude new physics predictions which allow flavor-changing processes to occur with branching fractions around 10^{-5} but are still consistent with the predictions of the SM.

VI. ACKNOWLEDGEMENT

The BESIII collaboration thanks the staff of BEPCII and the computing center for their strong support. This work is supported in part by the Ministry of Science and Technology of China under Contract No. 2009CB825200; Joint Funds of the National Natural Science Foundation of China under Contracts Nos. 11079008, 11179007, 11179014, U1332201; National Natural Science Foundation of China (NSFC) under Contracts Nos. 10625524, 10821063, 10825524, 10835001, 10935007, 11005122, 11125525, 11235011, 11275210; the Chinese Academy of Sciences (CAS) Large-Scale Scientific Facility Program; CAS under Contracts Nos. KJCX2-YW-N29, KJCX2-YW-N45; 100 Talents Program of CAS; German Research Foundation DFG under Contract No. Collaborative Research Center CRC-1044; Istituto Nazionale di Fisica Nucleare, Italy; Ministry of Development of Turkey under Contract No. DPT2006K-120470; U. S. Department of Energy under Contracts Nos. DE-FG02-04ER41291, DE-FG02-05ER41374, DE-FG02-94ER40823, DESC0010118; U.S. National Science Foundation; University of Groningen (RuG) and the Helmholtzzentrum fuer Schwerionenforschung GmbH (GSI), Darmstadt; WCU Program of National Research Foundation of Korea under Contract No. R32-2008-000-10155-0.

- | | |
|---|---|
| <p>[1] M. A. Sanchis, Z. Phys. C 62, 271 (1994).
 [2] A. Datta, P. J. O'Donnell, S. Pakvasa, X. Zhang, Phys. Rev. D 60, 014011 (1999).
 [3] X. Zhang, High Energy Phys. Nucl. Phys. 25, 461 (2001).
 [4] The charge conjugate states are implicitly included throughout this paper.
 [5] M. Ablikim <i>et al.</i> (BES Collaboration), Phys. Lett. B 639, 418 (2006).
 [6] M. Ablikim <i>et al.</i> (BES Collaboration), Phys. Lett. B 663, 297 (2008).
 [7] Y. M. Wang <i>et al.</i>, Eur. Phys. J. C 55, 607 (2008).
 [8] Y. L. Shen and Y. M. Wang, Phys. Rev. D 78, 074012 (2008).
 [9] H. B. Li and S. H. Zhu, Chinese Physics C 36, 932 (2012).
 [10] R. C. Verma, A. N. Kamal, A. Czarnecki, Phys. Lett. B 252, 690 (1990).</p> | <p>[11] R. Dhir, R. C. Verma, A. Sharma, Adv. High Energy Phys. 2013, 706543 (2013).
 [12] K. K. Sharma and R. C. Verma, Int. J. Mod. Phys. A 14, 937 (1999).
 [13] M. Ablikim <i>et al.</i> (BESIII Collaboration), Chinese Physics C 36, 915 (2012).
 [14] M. Ablikim <i>et al.</i> (BESIII Collaboration), Nucl. Instrum. Methods A 614, 345 (2010).
 [15] J. Z. Bai <i>et al.</i> (BES Collaboration), Nucl. Instrum. Methods A 344, 319 (1994); J. Z. Bai <i>et al.</i> (BES Collaboration), Nucl. Instrum. Methods A 458, 627 (2001).
 [16] S. Agostinelli <i>et al.</i> (GEANT4 Collaboration), Nucl. Instrum. Methods A 506, 250 (2003).
 [17] S. Jadach, B. F. L. Ward, and Z. Was, Comput. Phys. Commun. 130, 260 (2000); S. Jadach, B. F. L. Ward,</p> |
|---|---|

- and Z. Was, Phys. Rev. D **63**, 113009 (2001).
- [18] D. J. Lange, Nucl. Instrum. Methods A **462**, 152 (2001).
 - [19] J. Beringer *et al.* (Particle Data Group), Phys. Rev. D **86**, 010001 (2012).
 - [20] J. C. Chen *et al.*, Phys. Rev. D **62**, 034003 (2000).
 - [21] Throughout this paper, the plot shows the distribution with requirements applied to all other variables except the one shown on it.
 - [22] M. Ablikim *et al.* (BESIII Collaboration), Phys. Rev. D **83**, 112005 (2011).
 - [23] M. Ablikim *et al.* (BESIII Collaboration), Phys. Rev. D **81**, 052005 (2010).